






U Bent




TT Bent




L Bent Wall
Attached




T Bent Wall
Attached




Free Standing
T Bent



Free Standing T Bent With
Underside Support Arms




Cantilevered
T Bent




Cantilevered T Bent With
Underside Support Arm




Gable Bent




Gable Bent With
Truss Support




Sloped T Bent
Wall Attached




Sloped TT Bent




Radius Bent



Radius Bent With
Support Truss




Slopped
Radius Bent





Slopped Radius Bent
With Support Truss

TT Bent With
Extended Overhang



Cantilevered T Bent with
overhead support arm





Modified
Drop-off Bent